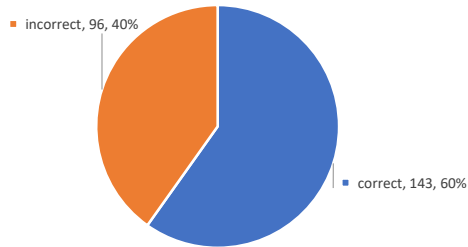


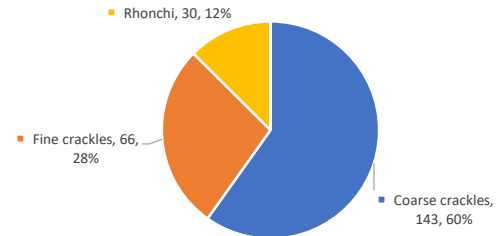
# Q1 Coarsecrackles

Type	number	correct		incorrect		Coarse crackles		Fine crackles		Rhonchi		unanswered	
Total number	239	143	59.8%	96	40.2%	143	59.8%	66	27.6%	30	12.6%	0	0.0%
Pulmonologist	127	80	63.0%	47	37.0%	80	63.0%	35	27.6%	12	9.4%	0	0.0%
Other specialist	6	2	33.3%	4	66.7%	2	33.3%	3	50.0%	1	16.7%	0	0.0%
Resident	40	28	70.0%	12	30.0%	28	70.0%	4	10.0%	8	20.0%	0	0.0%
Intern	28	19	67.9%	9	32.1%	19	67.9%	7	25.0%	2	7.1%	0	0.0%
Medical student	4	2	50.0%	2	50.0%	2	50.0%	2	50.0%	0	0.0%	0	0.0%
Nurse	9	3	33.3%	6	66.7%	3	33.3%	5	55.6%	1	11.1%	0	0.0%
Physical therapist	1	0	0.0%	1	100.0%	0	0.0%	1	100.0%	0	0.0%	0	0.0%
The others	24	9	37.5%	15	62.5%	9	37.5%	9	37.5%	6	25.0%	0	0.0%

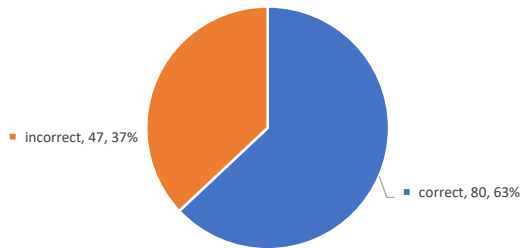
Total user correct % of Q1 (Coarse crackles) n=239



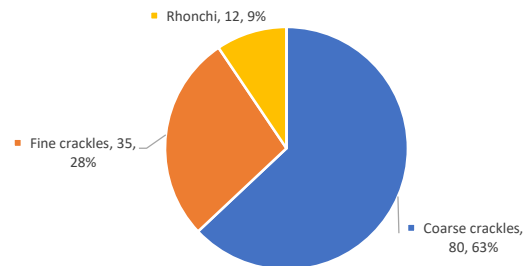
Total select answer % of Q1 (Coarse crackles) n=239



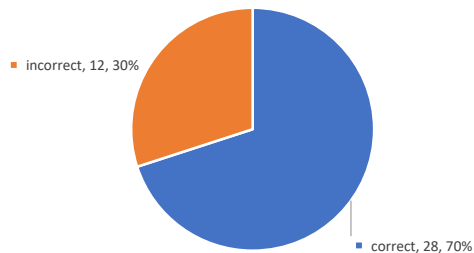
Pulmonologist correct % of Q1 n=127



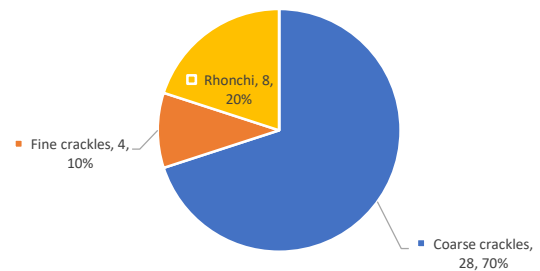
Pulmonologist answer % of Q1 n=127



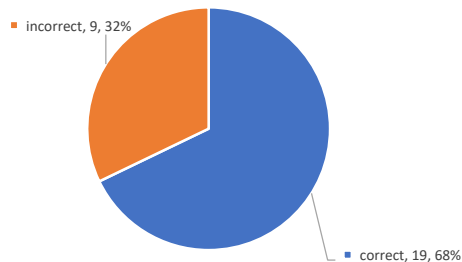
Resident correct % of Q1 n=40



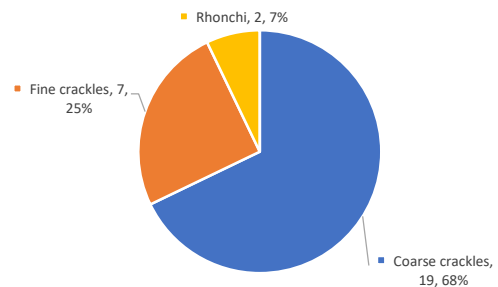
Resident answer % of Q1 n=40



Intern correct % of Q1 n=28

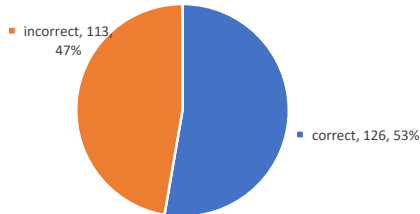
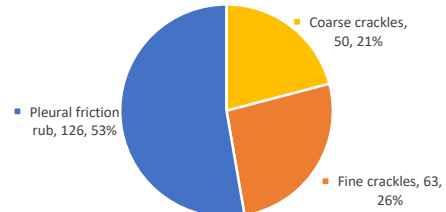


Intern answer % of Q1 n=28

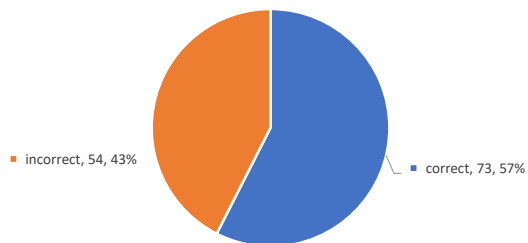


## Q2 Pleural friction rub

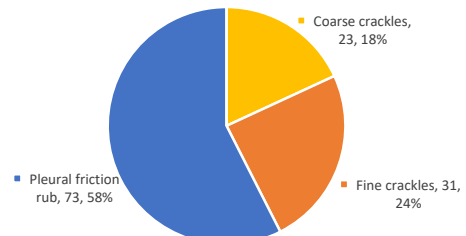
Type	number	correct		incorrect		Coarse crackles		Fine crackles		Pleural friction rub		unanswered	
Total number	239	126	52.7%	113	47.3%	50	20.9%	63	26.4%	126	52.7%	0	0.0%
Pulmonologist	127	73	57.5%	54	42.5%	23	18.1%	31	24.4%	73	57.5%	0	0.0%
Other specialist	6	4	66.7%	2	33.3%	1	16.7%	1	16.7%	4	66.7%	0	0.0%
Resident	40	22	55.0%	18	45.0%	8	20.0%	10	25.0%	22	55.0%	0	0.0%
Intern	28	11	39.3%	17	60.7%	6	21.4%	11	39.3%	11	39.3%	0	0.0%
Medical student	4	1	25.0%	3	75.0%	2	50.0%	1	25.0%	1	25.0%	0	0.0%
Nurse	9	3	33.3%	6	66.7%	3	33.3%	3	33.3%	3	33.3%	0	0.0%
Physical therapist	1	1	#####	0	0.0%	0	0.0%	0	0.0%	1	#####	0	0.0%
The others	24	11	45.8%	13	54.2%	7	29.2%	6	25.0%	11	45.8%	0	0.0%

Total user correct % of Q2 (Pleural friction rub)  
n=239Total select answer % of Q2 (Pleural friction rub)  
n=239

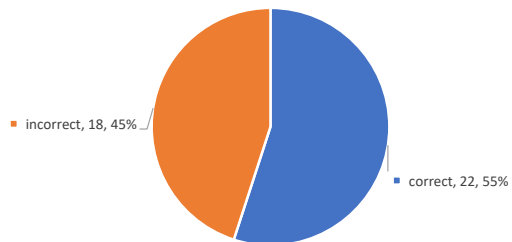
Pulmonologist correct % of Q2 n=127



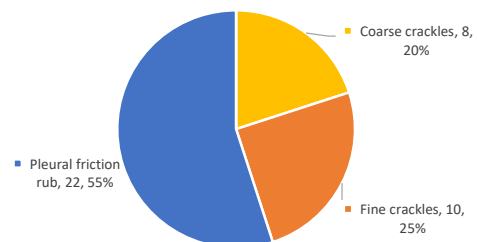
Pulmonologist answer % of Q2 n=127



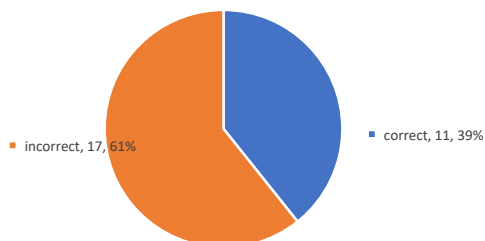
Resident correct % of Q2 n=40



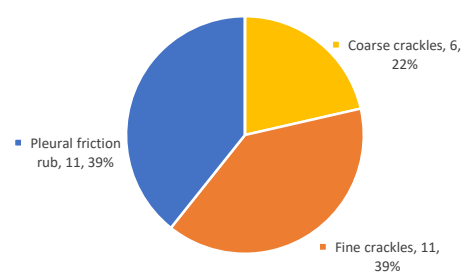
Resident answer % of Q2 n=40



Intern correct % of Q2 n=28

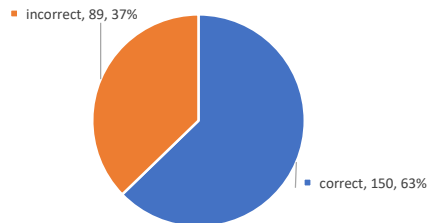
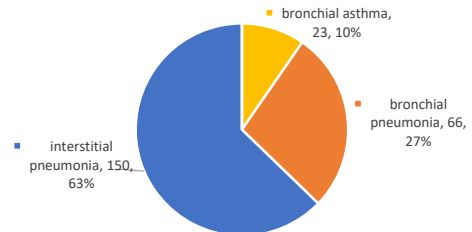


Intern answer % of Q2 n=28

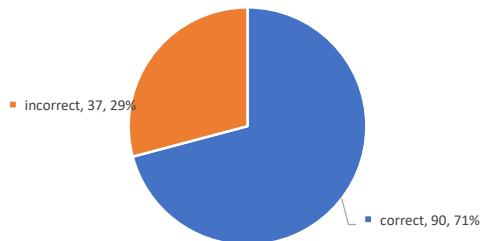


## Q3 interstitial pneumonia

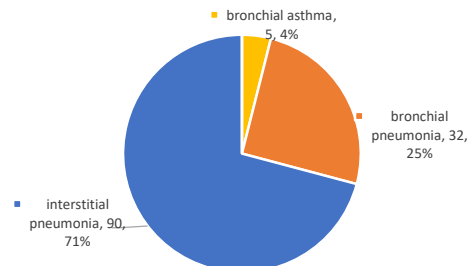
Type	number	correct		incorrect		bronchial asthma		bronchial pneum		interstitial pneum		unanswered	
Total number	239	150	62.8%	89	37.2%	23	9.6%	66	27.6%	150	62.8%	0	0.0%
Pulmonologist	127	90	70.9%	37	29.1%	5	3.9%	32	25.2%	90	70.9%	0	0.0%
Other specialist	6	5	83.3%	1	16.7%	0	0.0%	1	16.7%	5	83.3%	0	0.0%
Resident	40	23	57.5%	17	42.5%	1	2.5%	16	40.0%	23	57.5%	0	0.0%
Intern	28	16	57.1%	12	42.9%	7	25.0%	5	17.9%	16	57.1%	0	0.0%
Medical student	4	1	25.0%	3	75.0%	1	25.0%	2	50.0%	1	25.0%	0	0.0%
Nurse	9	6	66.7%	3	33.3%	0	0.0%	3	33.3%	6	66.7%	0	0.0%
Physical therapist	1	1	#####	0	0.0%	0	0.0%	0	0.0%	1	#####	0	0.0%
The others	24	8	33.3%	16	66.7%	9	37.5%	7	29.2%	8	33.3%	0	0.0%

Total user correct % of Q3  
(interstitial pneumonia) n=239Total select answer % of Q3  
(interstitial pneumonia) n=239

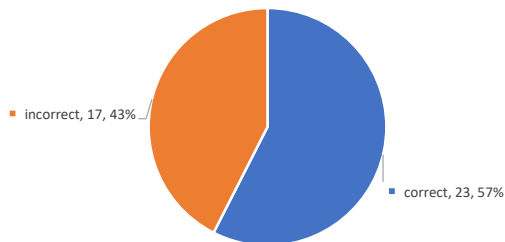
Pulmonologist correct % of Q3 n=127



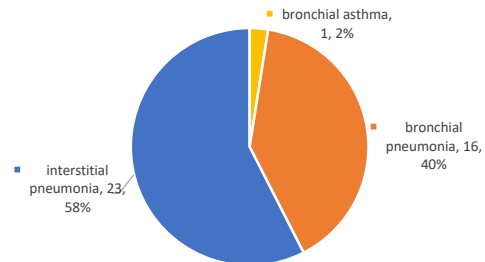
Pulmonologist answer % of Q3 n=127



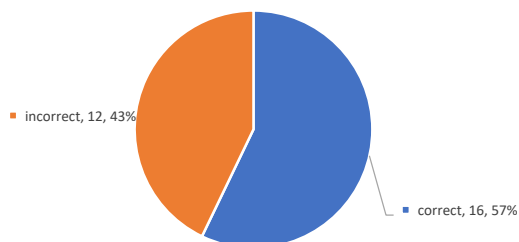
Resident correct % of Q3 n=40



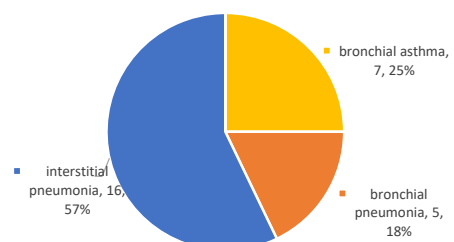
Resident answer % of Q3 n=40



Intern correct % of Q3 n=28



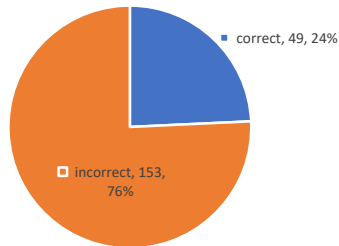
Intern answer % of Q3 n=28



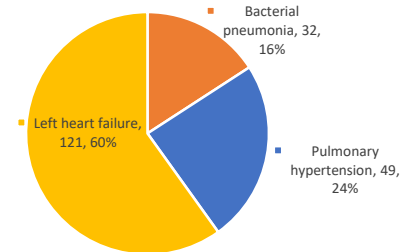
## Q4 PH

Type	number	correct		incorrect		Bacterial pneumo		Pulmonary hypert		Left heart failure		unanswered	
Total number	202	49	24.3%	153	75.7%	32	15.8%	49	24.3%	121	59.9%		0.0%
Pulmonologist	107	22	20.6%	85	79.4%	15	14.0%	22	20.6%	70	65.4%		0.0%
Other specialist	5	1	20.0%	4	80.0%	0		1	20.0%	4	80.0%		0.0%
Resident	34	11	32.4%	23	67.6%	4	11.8%	11	32.4%	19	55.9%		0.0%
Intern	24	7	29.2%	17	70.8%	4	16.7%	7	29.2%	13	54.2%		0.0%
Medical student	3	0		3	100.0%	1	33.3%	0		2	66.7%		0.0%
Nurse	7	0		7	100.0%	4	57.1%	0		3	42.9%		0.0%
Physical therapist	1	0		1	100.0%	1	100.0%	0		0			
The others	21	8	38.1%	13	61.9%	3	14.3%	8	38.1%	10	47.6%		0.0%

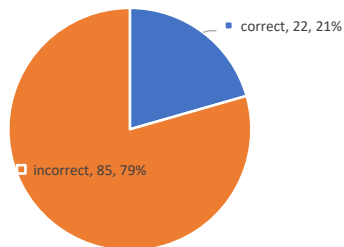
Total user correct % of Q4 (PH question) n=202



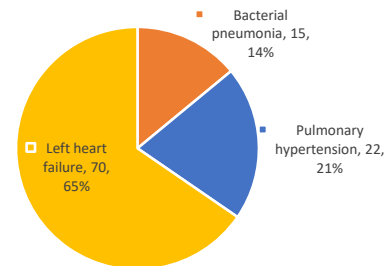
Total select answer % of Q4 (PH question) n=202



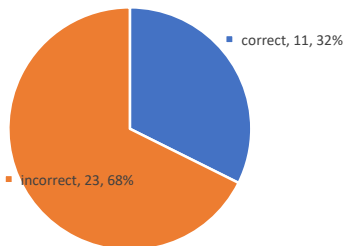
Pulmonologist correct % of Q4 n=107



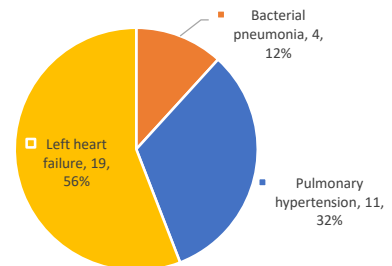
Pulmonologist answer % of Q4 n=107



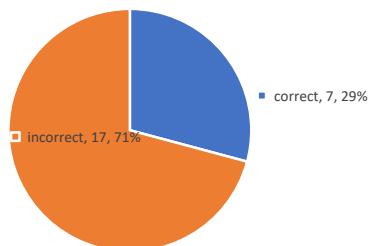
Resident correct % of Q4 n=34



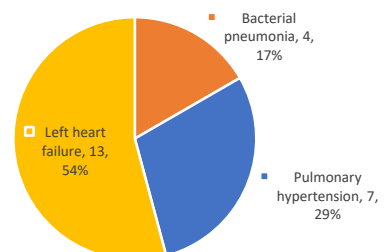
Resident answer % of Q4 n=34



Intern correct % of Q4 n=24



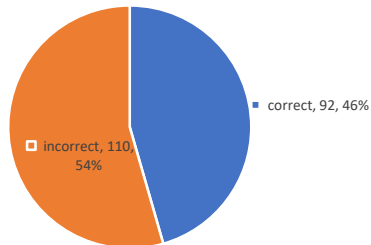
Intern answer % of Q4 n=24



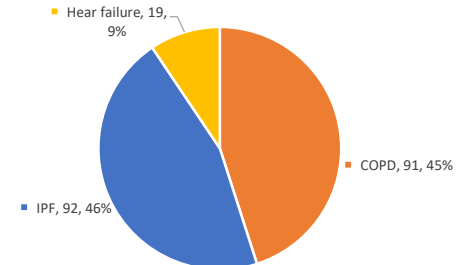
## Q5 IPF

Type	number	correct		incorrect		COPD		IPF		Hear failure		unanswered	
Total number	202	92	45.5%	110	54.5%	91	45.0%	92	45.5%	19	9.4%	0	0.0%
Pulmonologist	107	56	52.3%	51	47.7%	45	42.1%	56	52.3%	6	5.6%		0.0%
Other specialist	5	3	60.0%	2	40.0%	1	20.0%	3	60.0%	1	20.0%		0.0%
Resident	34	15	44.1%	19	55.9%	16	47.1%	15	44.1%	3	8.8%		0.0%
Intern	24	6	25.0%	18	75.0%	17	70.8%	6	25.0%	1	4.2%		0.0%
Medical student	3	1	33.3%	2	66.7%	2	66.7%	1	33.3%	0	0.0%		0.0%
Nurse	7	5	71.4%	2	28.6%	2	28.6%	5	71.4%	0	0.0%		0.0%
Physical therapist	1	1	###	0	0.0%	0	0.0%	1	100.0%	0	0.0%		0.0%
The others	21	5	23.8%	16	76.2%	8	38.1%	5	23.8%	8	38.1%		0.0%

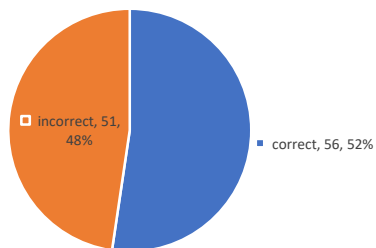
Total user correct % of Q5 (IPF question) n=202



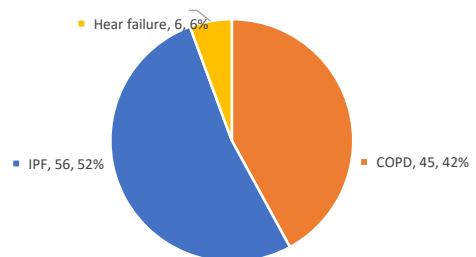
Total select answer % of Q5 (IPF question) n=202



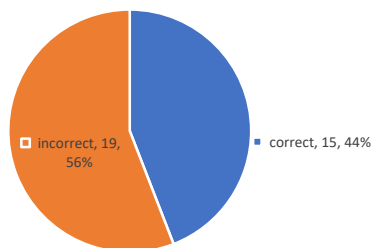
Pulmonologist correct % of Q5 n=107



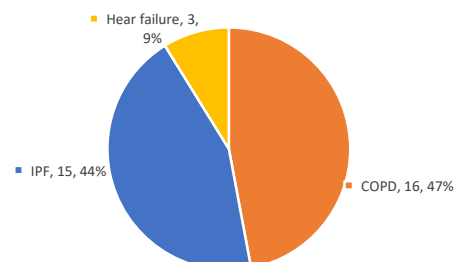
Pulmonologist select answer % of Q5 n=107



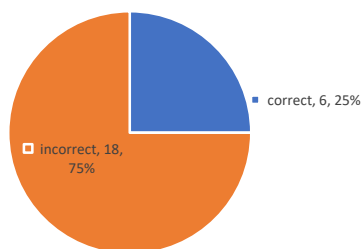
Resident correct % of Q5 n=34



Resident select answer % of Q5 n=34



Intern correct % of Q5 n=24



Intern select answer % of Q5 n=24

